



ALL INDIA COUNCIL FOR TECHNICAL EDUCATION (AICTE)

OPERATING MANUAL

FOR

STUDENTS

FOR

AICTE PRAGATI (FOR GIRL STUDENTS)

&

SAKSHAM (FOR SPECIALLY ABLED STUDENTS)

SCHOLARSHIP SCHEMES


Student Development Cell (StDC), AICTE



STUDENT DEVELOPMENT SCHEMES

Pragati Scheme- Provides financial assistance to girl students pursuing higher education (Degree and Diploma).

Saksham Scheme- Provides financial assistance to specially-abled students pursuing higher education (Degree and Diploma).






ELIGIBILITY CRITERIA

For

PRAGATI SCHEME (DEGREE/ DIPLOMA)

- ✓ Students admitted in AICTE approved institutions & courses in :
1st year of Degree/ Diploma level course
OR
2nd year of Degree/ Diploma level course through lateral entry.
- ✓ Max. two girl child per family.
- ✓ Total income of the family < Rs. 8 lakh per annum.

NOTE: Students must have cleared 10+2/10th in 2020 or 2019 or 2018 for taking admission in the first year in Degree/Diploma courses respectively in the current academic year. Similarly, for students taking admission in second year through lateral entry only in Degree/Diploma in the current academic year, they must have cleared Diploma/ITI or 10+2 respectively in 2020 or 2019 or 2018.



Student Development Cell (StDC), AICTE




ELIGIBILITY CRITERIA

For

SAKSHAM SCHEME (DEGREE/ DIPLOMA)

- ✓ Students admitted in AICTE approved institutions & courses in :
1st year of Degree/ Diploma level course
OR
2nd year of Degree/ Diploma level course through lateral entry.
- ✓ Specially-abled student, having disability of not less than 40%.
- ✓ Total income of the family < Rs. 8 lakh per annum.

NOTE: Students must have cleared 10+2/10th in 2020 or 2019 or 2018 for taking admission in the first year in Degree/Diploma courses respectively in the current academic year. Similarly, for students taking admission in second year through lateral entry only in Degree/Diploma in the current academic year, they must have cleared Diploma/ITI or 10+2 respectively in 2020 or 2019 or 2018.



Student Development Cell (StDC), AICTE



AICTE PRAGATI SCHOLARSHIP SCHEME

for girl students

State Wise Distribution of No. of Scholarships in the Degree Course

S. No.	State/UT	No of Scholarships
1	Andhra Pradesh	566
2	Bihar	52
3	Chandigarh (UT)	50
4	Chhattisgarh	62
5	Delhi (NCT)	50
6	Goa	50
7	Gujarat	219
8	Haryana	134
9	Himachal Pradesh	50
10	Jharkhand	50
11	Karnataka	398
12	Kerala	196
13	Madhya Pradesh	285
14	Maharashtra	553
15	Odisha	134
16	Puducherry (UT)	50
17	Punjab	124
18	Rajasthan	152
19	Tamil Nadu	800
20	Telangana	424
21	Uttar Pradesh	422
22	Uttarakhand	50
23	West Bengal	129
	Total	5000

S. No.	State/UT	No. of Scholarships
1	Andaman and Nicobar Islands (UT)	All Eligible Applicants
2	Dadra and Nagar Haveli & Daman and Diu (UT)	
3	Jammu and Kashmir (UT)	
4	Ladakh (UT)	
5	Lakshadweep (UT)	
6	Arunachal Pradesh	
7	Assam	
8	Manipur	
9	Meghalaya	
10	Mizoram	
11	Nagaland	
12	Sikkim	
13	Tripura	

Student Development Cell (StDC), AICTE



AICTE PRAGATI SCHOLARSHIP SCHEME

for girl students

State Wise Distribution of No. of Scholarships in the Diploma Course

S. No.	State/UT	No of Scholarships
1	Andhra Pradesh	318
2	Bihar	84
3	Chandigarh (UT)	50
4	Chhattisgarh	62
5	Delhi (NCT)	50
6	Goa	50
7	Gujarat	284
8	Haryana	191
9	Himachal Pradesh	50
10	Jharkhand	67
11	Karnataka	365
12	Kerala	109
13	Madhya Pradesh	192
14	Maharashtra	624
15	Odisha	205
16	Puducherry (UT)	50
17	Punjab	208
18	Rajasthan	170
19	Tamil Nadu	700
20	Telangana	206
21	Uttar Pradesh	700
22	Uttarakhand	81
23	West Bengal	184
	Total	5000


S. No.	State/UT	No. of Scholarships
1	Andaman and Nicobar Islands (UT)	All Eligible Applicants
2	Dadra and Nagar Haveli & Daman and Diu (UT)	
3	Jammu and Kashmir (UT)	
4	Ladakh (UT)	
5	Lakshadweep (UT)	
6	Arunachal Pradesh	
7	Assam	
8	Manipur	
9	Meghalaya	
10	Mizoram	
11	Nagaland	
12	Sikkim	
13	Tripura	

Student Development Cell (StDC), AICTE



STEPS TO BE FOLLOWED

FOR FILLING ONLINE APPLICATION FORM ON NATIONAL SCHOLARSHIP PORTAL (NSP)





NSP Home Page



New Registration

Login



Empowering and Inspiring Students to Excel as Life Long Learners

SEARCH FOR INSTITUTE DASHBOARD

Latest Updates

🔔 National Scholarship Portal is open for Fresh and Renewal Applications.

Central Schemes

UGC / AICTE Schemes

State Schemes

- 🔗 Ministry of Minority Affairs
- 🔗 Department of Empowerment of Persons with Disabilities
- 🔗 Ministry of Social Justice & Empowerment

Student Development Cell (StDC), AICTE



Before Registration process, students are required to keep following documents handy



Fresh Student Registration Link

- New User? Register
- Login to Apply
- Apply for Renewal
- Search Institute/School/ITI
- Scheme Wise Scholarship Sanctioned List



Guidelines for Registration on National Scholarship Portal Welcome to National Scholarship Portal (NSP)

How to Apply?

Students applying for scholarship for the first time (**Fresh Students**) need to "Register" on the portal as fresh applicant by providing accurate and authenticated information as printed on their documents in the "Student Registration Form".

The registration form is required to be filled by parents / guardian of students who are below the age of 18 years on the date of registration.

Before initiating registration process, students / Parents / guardian are advised to keep the following documents handy:

1. Educational documents of student
2. Student's Bank account number and IFSC code of the bank branch
Note: For pre matric scholarship scheme, where students do not have their own bank account, parents can provide their own account details. However, parents account number can only be used against scholarship applications for maximum two children.
3. Aadhaar number of the Student
4. If Aadhaar is not available, then Bonafide student certificate from Institute / School and
5. Aadhaar Enrolment ID or Scanned copy of Bank passbook
6. If Institute/School is different from domicile state of the applicant, then Bonafide student certificate from Institute / School.




Brief Instructions to fill the online Application Form

1. Date of Birth (DOB)*	Provide DOB as printed in educational certificates.
2. State of Domicile*	<p>Domicile state means the state in which students have their permanent address.</p> <p>Students are required to provide their domicile state correctly as the "Application Id" allotted to them will be based on domicile state. This application Id will also be used as "Login Id" on the portal and for future references. Once allotted the student will not be allowed to change the domicile State under any circumstances.</p> <p>The student needs to provide a Bonafide Certificate in the prescribed proforma if the Students domicile state is different from the state of Institute/School, he/she is studying.</p>
3. Scholarship Category*	<p>Scholarship schemes are divided in following major categories described below (Students are required to select the relevant category based on their class/course in which they are studying):</p> <p>2.1 Pre-Matric Scholarship Scheme: For students studying from Class 1st to Class 10th.</p> <p>2.2 Post - Matric Scholarship scheme/Top Class Scholarship Scheme/Merit Cum Means Scholarship Scheme: For students studying from Class 11th, 12th and above including Courses like ITI, B.SC, B. Com., B. Tech, Medical /students studying top level colleges such as IITs and IIMs/ students doing Technical and Professional courses etc. (Attach a hyperlink mentioning details of schemes of different Ministries)</p>
4. Name of Student*	<p>Provide name as printed in educational certificates. For students applying for Post Matric, Top Class and MCM scholarship scheme preferably provide name as printed in class 10th certificate.</p> <p>For students providing Aadhaar number to ensure that your name is correct in your Aadhaar card.</p>
5. Mobile Number*	<p>Provide correct and authenticated mobile number, as all the communications and One-time passwords related to portal activities will be sent as SMS on this mobile number.</p> <p>(i) In case of Post Matric, Top Class and MCM scholarship scheme only one registration is allowed with one mobile number.</p> <p>(ii) For pre-matric scholarship scheme, where students do not have mobile number, parents' mobile number can be provided. The parents' mobile number can only be used for filling scholarship applications for maximum of their two children only.</p>
6. Email Id	Provide correct and authenticated email id, as all the communications and One-time passwords related to portal activities will be sent on this email Id.



<p>7. Bank account details</p>	<p>Provide active bank account number and IFSC code of the bank branch of the student. The name of bank will be automatically mentioned based on your IFSC code. If not, then write it as printed on the bank passbook.</p> <p>In case of Post Matric, Top Class and MCM scholarship scheme one registration must be done with one bank account number. Whereas, for pre matric scholarship scheme, where students do not have their own bank account number parent's account number can be used. However, parent's account number can only be provided for maximum of their two children.</p>
<p>8. Identification Details</p>	<p>Select and provide the information in this field very carefully. You are required to select one of the following methods for identification details:</p> <p>7.1 Aadhaar Number: Students who have Aadhaar number are required to provide 12-digit Aadhaar number as printed on Aadhaar card.</p> <p>Upon submitting the registration form, the system will match the personal identification details of the applicant with the Aadhaar records.</p> <p>Only one registration is allowed with one Aadhaar number. However, if multiple applications of a student are found in the system at a later stage, all his/her applications are liable to be rejected.</p> <p>It may be noted that your Aadhaar Number could also be used for crediting scholarship amount in the bank account linked* to your Aadhaar number in fast track mode.</p> <p>For all such cases, where student does not possess Aadhaar, he is required to provide a bonafide certificate issued by his Institute/School in the prescribed proforma along-with Aadhaar enrolment number or scanned copy of first page of his Bank passbook (containing the photograph of the applicant)</p> <p>*To link your bank account with Aadhaar number for receiving scholarship in the same, please visit you bank branch and submit a "bank consent form for receiving DBT". You can check which bank is linked to your Aadhaar number on NPCI mapper here https://resident.uidai.gov.in/bank-mapper or through Aadhaar-enabled micro-ATM machine of any of these banks.</p>

Important Note:



After reading instructions, click on CONTINUE

Important Note:

1. After submitting the application, the default login id and password to log into NSP portal will be sent to the provided mobile number. In case the password is not received, the option for forgot password at login page shall be used.
2. Students are advised to provide "Annual Family Income" as per the Income Certificate issued by competent authority in their scholarship application.

Undertaking By Applicant or Parents/Guardian(In Case of Minor)

I agree to the following: /मैं निम्नलिखित के लिए सहमत हूँ

- I have read and understood the guidelines for registration.
मैंने पंजीकरण के लिए दिशानिर्देशों को पढ़ा और समझा है:
- I am aware that if more than one application is found to be filled (fresh or renewal), all my/my child's/ward's applications are liable to be rejected.
मैं जागरूक हूँ कि यदि एक से अधिक आवेदन भरे हुए (ताज़ा या नवीनीकरण) पाए जाते हैं, तो मेरे सभी आवेदन अस्वीकार कर दिए जाने योग्य हैं।
- I am aware that my bank account details may be changed only once after due process in accordance with the provisions of the process.
मैं जागरूक हूँ कि मेरे द्वारा प्रदान किए गए बैंक खाते के विवरण में किसी भी बदलाव प्रावधानों के अनुसार नियत प्रक्रिया के बाद केवल एक बार किया जा सकता है।


Continue....


Continue








Details to be filled in Online Application Form


Mon Aug 24 04:59:30 UTC 2020 For Academic Year 2020-21 | Home | A- A+ Hindi

 **National Scholarship Portal**
Ministry Of Electronics & Information Technology,
Government of India

 Digital India
A Digital India Initiative

 New User? Register |  Login to Apply |  Apply for Renewal |  Search Institute/School/ITI

 Scheme Wise Scholarship Sanctioned List



Fresh Registration For Academic Year 2020-21

State of Domicile *	Scholarship Category *
UTTAR PRADESH	Post Matric/Top Class/MCM
Name of Student *	Scheme Type *
ANKIT GUPTA	Scholarship Scheme
Date of Birth (DD/MM/YYYY) *	Gender *
01/01/2000	Male
Mobile Number *	Email Id
9999999999	test@gmail.com
Bank IFSC Code *	Confirm Bank IFSC Code *
*****	SBIN001234
Bank A/C Number *	Confirm Bank A/C Number *

After filling the details, click on REGISTER

Fill your Aadhaar details

Student fill the required information and click "Register" button

Verify Mobile no. for OTP

Bank Name * STATE BANK OF INDIA Bank Address STATE BANK OF INDIA

Identification Detail * Aadhaar Number 123456789123

Captcha Code * DQZ7v8


DQZ7v8

- I have voluntarily submitted my Aadhaar number and I am aware that it will be used to establish my identity before I can get scholarship from any one of the schemes listed on NSP.
मैंने स्वेच्छा से अपना आधार नंबर जमा कर दिया है और मैं जागरूक हूँ कि NSP पर सूचीबद्ध योजनाओं में से किसी एक से छात्रवृत्ति प्राप्त करने से पहले इसका उपयोग मेरी पहचान स्थापित करने के लिए किया जाएगा।
- I am aware that my identity will be established by matching my personal identification details available in Aadhaar records.
मैं जागरूक हूँ कि आधार रिकॉर्ड में मेरा व्यक्तिगत पहचान विवरण मिला कर मेरी पहचान स्थापित की जाएगी।
- I am aware that my Aadhaar Number (if found correct) could also be used for making scholarship payments in the bank account linked* to my Aadhaar number.
मैं जागरूक हूँ कि मेरे आधार नंबर का उपयोग (यदि सही पाया गया) तो, मेरे आधार नंबर से जुड़े बैंक खाते में छात्रवृत्ति भुगतान करने के लिए भी किया जा सकता है।

*To link your bank account with Aadhaar number for receiving scholarship in the same, please visit you bank branch and submit a "bank consent form for receiving DBT". You can check which bank is linked to your Aadhaar number on NPCI mapper here <https://resident.uidai.gov.in/bank-mapper> or through Aadhaar-enabled micro-ATM machine of any of these banks.

** For first time login, OTP (One Time Password) sent by NSP on the above provided mobile number will be required. Please verify mobile number before registering.

REGISTER



भारत सरकार
GOVERNMENT OF INDIA

श्री. XXXX
Name XXXX
DOB: XX-XX-XXXX
Gender: MALE

0000 1111 2222

आधार - आम आदमी का अधिकार



These details to be filled when student is not having the Aadhaar Card

Bank Name *
STATE BANK OF INDIA

Bank Address
STATE BANK OF INDIA

Identification Detail *
Bank A/C Number

** (Bank Passbook copy (File Type PDF & JPEG, Maxsize 200 KB) *
Choose File No file chosen

** Student should upload the First page of Bank/Postal Account Passbook with photo, In the name of the applicant(either single or joint account with his/her parents/guardian)

Aadhaar Enrolment Id
1234/5678/123456

Date/Time (dd/mm/yyyy hh:mm:ss)
11/11/1111 11:11:11

E/D Scan Copy (File Type PDF & JPEG, Maxsize 200 KB)
Choose File No file chosen

Captcha Code *
DQZ7vB


I don't have Aadhaar.
 I will upload bonafied student certificate from School/Institute.

***For first time login, OTP (One Time Password) sent by NSP on the above provided mobile number will be required. Please verify mobile number before registering.

REGISTER

Aadhaar Enrolment Id →

Student fill the required information and click "Register" button →





Student application ID is created and password sent to registered mobile number

Mon Aug 24 05:09:33 UTC 2020 For Academic Year 2020-21 | Home | A- A A+ Hindi

National Scholarship Portal
Ministry Of Electronics & Information Technology,
Government of India

Digital India
Power To Empower
A Digital India Initiative

New User? Register | Login to Apply | Apply for Renewal | Search Institute/School/ITI
Scheme Wise Scholarship Sanctioned List

STUDENT REGISTERED SUCCESSFULLY

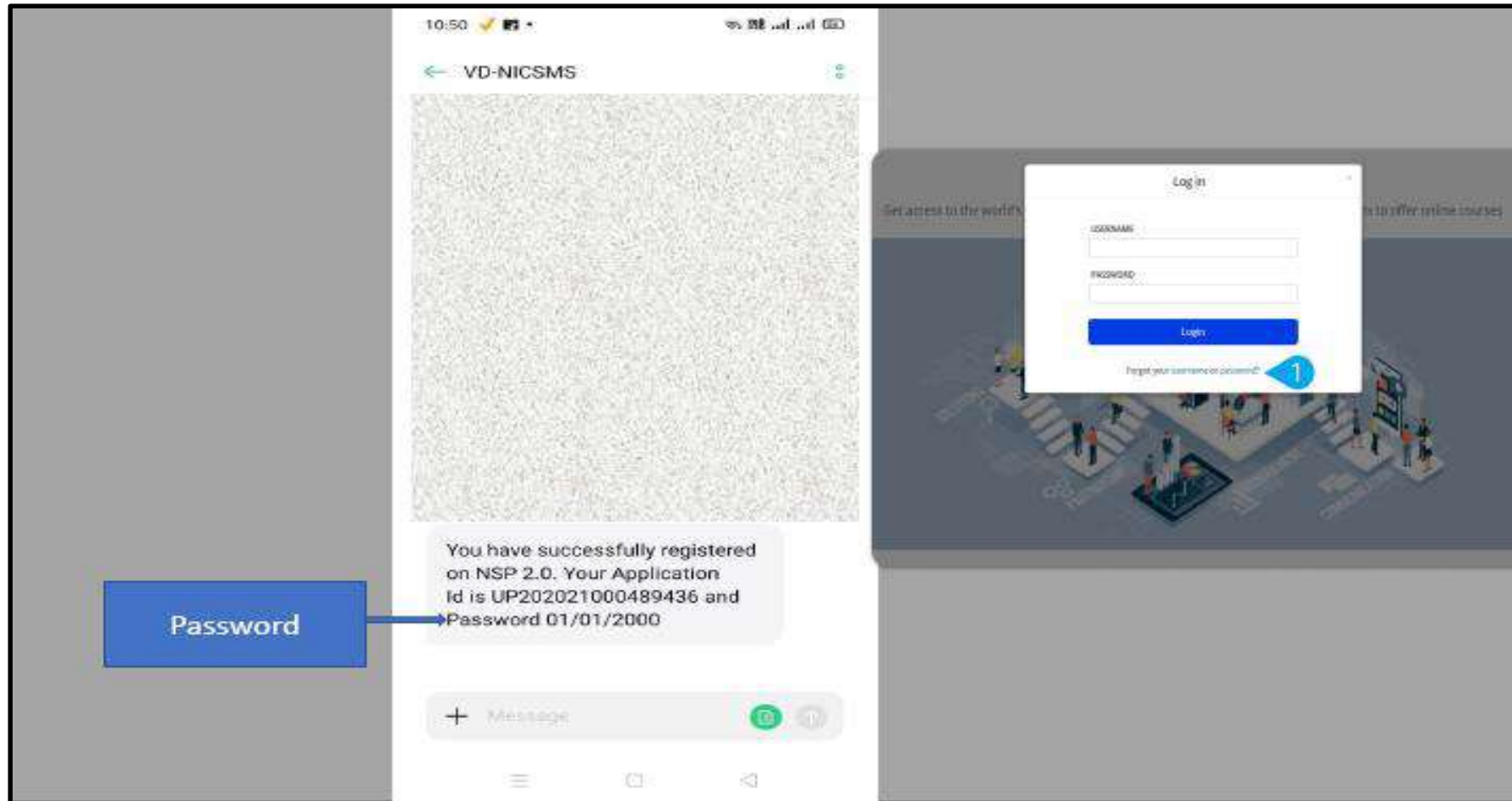
STUDENT APPLICATION ID UP202021000489436 ← **Login Id**

* Kindly Note it down for future Reference. This will serve as your login id and password sent at your registered mobile number



CONTINUE CLOSE



Password sent to registered mobile number




(








Click on LOGIN TO APPLY

Mon Aug 24 05:10:05 UTC 2020 For Academic Year 2020-21 | Home | A- A+ Hindi

 **National Scholarship Portal**
Ministry Of Electronics & Information Technology,
Government of India


 Digital India
A Digital India Initiative

 [New User? Register](#) [Login to Apply](#) [Apply for Renewal](#) [Search Institute/School/ITI](#)
[Scheme Wise Scholarship Sanctioned List](#)



Application Id →

Password →



Can't See? Click on Refresh Button.


[New Student ? Register Here](#)


[Forgot Application Id?](#)
[Forgot Password?](#)








Confirmation of Mobile Number

Mon Aug 24 05:11:54 UTC 2020 For Academic Year 2020-21 | Home | A- A A+ Hindi

 **National Scholarship Portal**
Ministry Of Electronics & Information Technology,
Government of India

 Digital India
A Digital India Initiative

 New User? Register  Login to Apply  Apply for Renewal  Search Institute/School/ITI




 Scheme Wise Scholarship Sanctioned List


One Time Password(OTP)

OTP has been sent on your Registered Mobile No./Email Id

Please Enter 6 Digit OTP :

Confirm OTP, after OTP has been send to registered mobile no./Email Id





Update Mobile Number, if required

The screenshot displays the National Scholarship Portal interface. At the top left, it features the Government of India emblem and the text "National Scholarship Portal, Ministry Of Electronics & Information Technology, Government of India". At the top right, it shows the "Digital India" logo with the tagline "A Digital India Initiative". Below the header, there is a navigation bar with links: "New User? Register", "Login to Apply", "Apply for Renewal", "Search Institute/School/ITI", and "Scheme Wise Scholarship Sanctioned List".


The main content area shows a form titled "Update Mobile Number". The form contains a "Mobile Number" input field with the placeholder text "9999999999". Below the input field is a blue button labeled "Update & Send OTP".


Two blue callout boxes with arrows provide instructions: one points to the input field with the text "Enter mobile number", and another points to the "Update & Send OTP" button with the text "Click update button".








For change of Password

Mon Aug 24 05:14:34 UTC 2020 For Academic Year 2020-21 | Home | A- A+ Hindi

 **National Scholarship Portal**
Ministry Of Electronics & Information Technology,
Government of India

 Digital India
A Digital India Initiative

 New User? Register  Login to Apply  Apply for Renewal  Search Institute/School/ITI

 Scheme Wise Scholarship Sanctioned List

Change Password

Enter New password → New Password :

Confirm new Password : → Confirm New password

Your password must satisfy the following :-

- (1) Should be min 8 character long.
- (2) At least one alphabet [a - z , A - Z] .
- (3) At least one numeric value [0 - 9]
- (4) At least one special characters [@#_ "] .



When student login, the screen will appear as shown

National Scholarship Portal
Ministry Of Electronics & Information Technology,
Government of India

Welcome: SANJU
Application ID: RJ202021001599979

Profile of the student with application ID

Student's Name

Application ID

Current Status

Application Id	RJ202021001599979
Application Status	Submit your application

Verification Details

Application Verified BY School/Institute/College	No
Application Verified BY State/Board Officer	No
Applicant Aadhaar Verified	Yes
Applicant Bank Account Detail Validated.	No
Selected For Scholarship/Merit List	No
Scholarship Amount Processed From NSP to PFMS	No

Verification Log

Sr.	Verify By	Verify Date	Remark(if Any)	Action
-----	-----------	-------------	----------------	--------



General Information and Academic Details to be filled

Sun Nov 01 00:21:54 IST 2020 Skip to main content | Screen Reader Access | Sitemap | Home | Hindi

National Scholarship Portal
Ministry Of Electronics & Information Technology,
Government of India

Welcome: SANJU
Application ID: RJ202021001599979

General Information

State of Domicile *
RAJASTHAN

Scholarship Category *
Post-Matric/Top Class/MCM

Name of Student * SANJU Date of Birth * 20/09/1986 Gender * Female Single Girl Child * No Religion Hindu

Community/Category * GENERAL Father Name * B R Choudhary Mother Name * Galkai Choudhary Annual Family Income * 600000

Aadhar Number XXXXXXXX6716 Mobile Number * 8278675745 Email Id sanju.bidyasar@gmail.com Day Scholar/Hosteler * Day Scholar

Academic Details

Select your Institute GOVT. POLYTECHNIC FOR WOMEN JAMMU (S-1136) Government Pol Present Class/Course * DIPLOMA (ELECTRONICS ... Present Class/Course Year * 1

Mode of Study * Regular/Full Time Present Class Start Date * 16/10/2020 Previous Board/University name * BOARD OF SECONDARY EDUCATION , ...

Previous Course * 10th Previous Passing Year * 2019 Previous Class(%) * 79.4 University I, II Rank Holder * No

10th Class Roll No. * 123456 Board Name * BOARD OF SECONDARY EDUCATION , ... Year of Passing * 2019

12th Class Roll No. ? Board Name BOARD OF SECONDARY EDUCATION , ... Year of Passing

Competitive Exam Qualified Exam Conducted By Competitive Exam Roll No Competitive Exam Year


General Information


Select Post Matric


Academic Details

Other Details to be filled




 Change Password


 Withdraw Application


 Logout

Academic Details

Select your Institute

Present Class/Course *

Present Class/Course Year *

Mode of Study *

Present Class Start Date *

Previous Board/University name *

Previous Course *

Previous Passing Year *

Previous Class(%) *

University I, II Rank Holder *

10th Class Roll No. *

Board Name *

Year of Passing *

12th Class Roll No.

Board Name

Year of Passing

Competitive Exam Qualified

Exam Conducted By

Competitive Exam Roll No

Competitive Exam Year

Other Details

Is Orphan *

Gaurdian Name *

Is Disabled *

Type of Disability *

% of Disability *

Marital Status *

Parents Profession *

IFSC Code *

Bank Account Number *

**From Academic Year 2020-21, Fees of the students will be entered directly by the Institute


Other Details

Click here to go to next page




Contact and Scheme Details to be filled


Sun Nov 01 00:41:08 IST 2020 Skip to main content | Screen Reader Access | Sitemap | Home | A- A A+ Hindi





National Scholarship Portal
Ministry Of Electronics & Information Technology,
Government of India





Welcome: SANJU
Application ID: RJ202021001599979


 HOME

 Application Form

 Check Your Status

 Print Your Application

 Change Password

 Withdraw Application

Contact Details

State * <input type="text" value="RAJASTHAN"/>	Home District * <input type="text" value="JODHPUR"/>	Block/Taluk <input type="text" value="Jodhpur"/>
House No./Street No.etc * <input type="text"/>		Pincode * <input type="text" value="342010"/>

Scheme Details

SNO	Select the Scheme to Apply
1	<input checked="" type="radio"/> AICTE - PRAGATI SCHOLARSHIP SCHEME FOR GIRL STUDENTS (TECHNICAL DEGREE)

AICTE Scheme

Are you studying either in 1st year or 2nd year (lateral entry only) in AICTE approved Technical Degree\ / Diploma course in 2020-21 (Note those students who have taken admission in 2019-20 or earlier are not eligible for scholarship) : YES\ / NO



After uploading the relevant documents, click on FINAL SUBMIT

Change Password

Withdraw Application

Logout

AICTE Scheme

Are you studying either in 1st year or 2nd year (lateral entry only) in AICTE approved Technical Degree\ / Diploma course in 2020-21 (Note those students who have taken admission in 2019-20 or earlier are not eligible for scholarship) : YES\ / NO

YES

Upload Documents

(Scholarship Amount less than Rs.50000/-, No Need to Upload any Document. Submit Copy of the Documents in School / College / Institute.)

SNO.	Documents Type	View Document	Action	Doc Format
1	Proof of bank account in the name of student	Not Uploaded	Upload	
2	Caste Certificate	Not Uploaded	Upload	
3	Income Certificate	Not Uploaded	Upload	
4	Parent Declaration for claiming Schlarship for Two Girl children only per family	Not Uploaded	Upload	
5	Scanned Copy of marksheet of last academic qualification	Not Uploaded	Upload	
6	Bonafide student of Institution	Not Uploaded	Upload	Download
7	Scanned copy of 10th class marksheet	Not Uploaded	Upload	
8	Domicile Certificate	Not Uploaded	Upload	

[SAVE AS DRAFT](#) [FINAL SUBMIT](#)

Upload Documents

Click FINAL SUBMIT



ALL INDIA COUNCIL FOR TECHNICAL EDUCATION

AICTE SHARES ALL
IMPORTANT UPDATES ON
ITS SOCIAL MEDIA
HANDLES



Follow us on our Social Media:

 @AICTE_INDIA

 /OfficialAICTE

 /MediaAICTE

 /company/aicteindia